



IMPACT TRIP BOOKLET

SERVING GOD IN HAITI

Welcome

Welcome to Many Hands for Haiti! We are so excited for your interest in coming on a IMPACT trip with us. Our hope is for a life-changing trip, so please read this packet very carefully. It has much information to digest and use to help ensure a great trip.

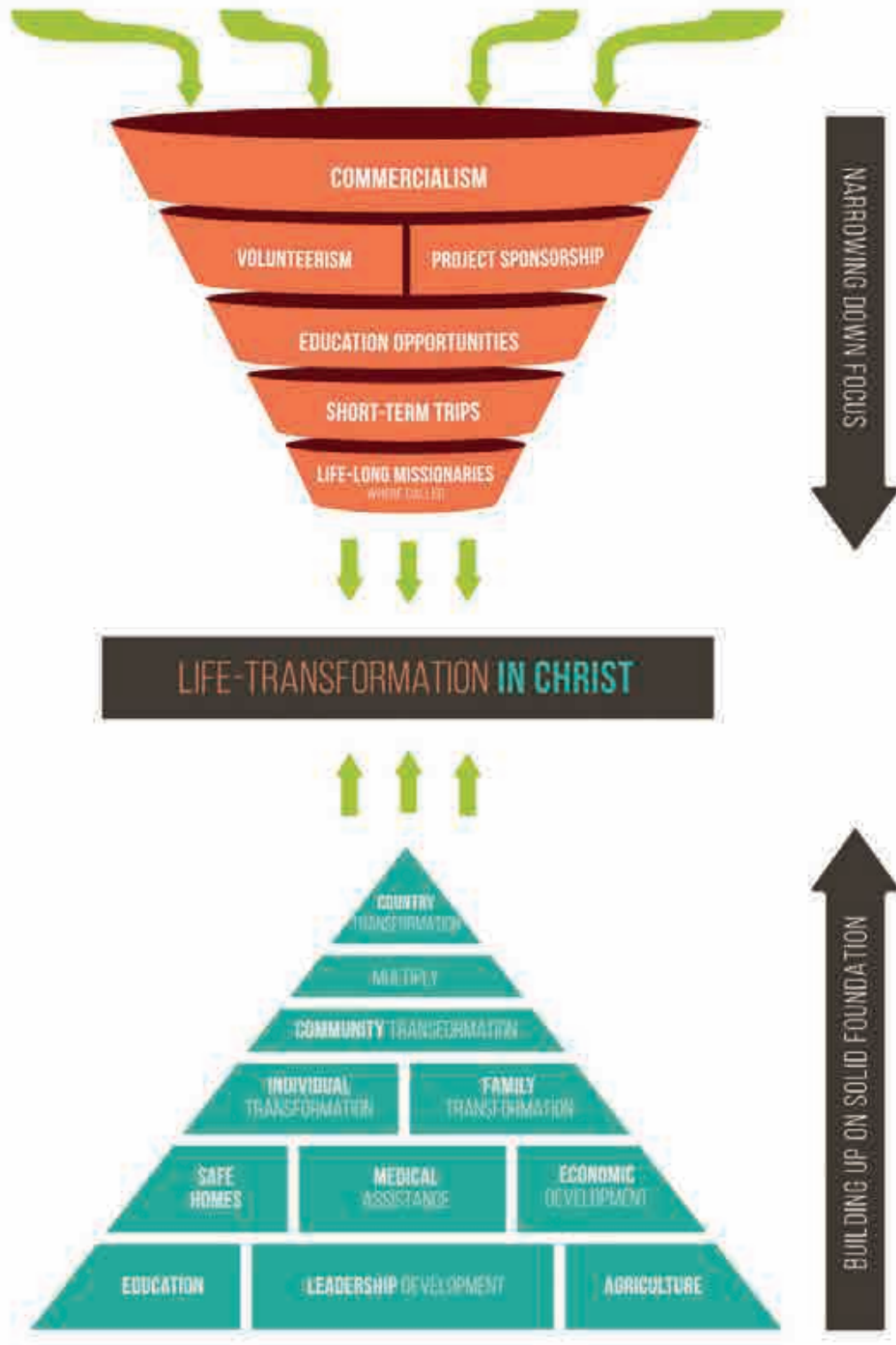
Many Hands for Haiti (MH4H) was founded in 2008 by a group of people who wanted to make God real for the people of Haiti. Through radical choices by many, MH4H has continued to steward the vision given for the country of Haiti.

MH4H serves in the North Central plateau of Haiti, in the Pignon area. Pignon is an agricultural community, with a size of about 10,000 people and greater community of around 150,000 people. We run a variety of programs in Haiti, with our main focuses on spiritual development, education, feeding initiatives, shelter, and economic development. Our stateside operations are based out of Pella, IA.

We are so excited that you have decided to partner with MH4H for your upcoming IMPACT trip. We encourage you to read on and learn more. May God bless you and keep you on the journey as we transform together, to be love in action, in our broken world.



Our Mission



Why Go to Haiti?

We believe strongly in people traveling to Haiti on IMPACT trips. As Bob Pearce, founder of World Vision prayed, “May my heart break for the things that break God’s heart.” In today’s fast paced life, it is extremely difficult for those in their “comfortable” settings to truly see God’s global heart and to slow down enough for God to speak to them and show them where He wants them to be part of the solution. As a mission, we take very seriously the opportunity to introduce you to the work God is doing in the areas in which we work. We are excited to share with you the vision God has presented to us and pray you continue to be part of the solution even after you return home.

No two IMPACT trips are the same. But we have found that a few factors help ensure successful trips. They are:

- Strong leaders
- Seeking to understand before being understood
- No pre-judging or pre-conceived notions of what is best
- Respect for country and leaders
- Host leaders willing to facilitate groups

Our hope is that both you and the Haitians are blessed by your time in country. Together, brothers and sisters in Christ, we learn from each other and bring hope to one another. We are all the hands and feet of Christ. We trust God will work through all the planning, preparation, and prayer to make your trip a powerful experience to glorify God.



“May my heart
break for the things
that break God’s heart.”

Bob Pearce, founder of World Vision

Ways to Serve in Haiti

Construction, Painting and Concrete Floors

Many of the trips involve some type of construction project. We will be doing at least one concrete floor in a home while you are here. This is essential for the health of the family and creating a safe living environment. We also often do light construction work, such as building school benches, small block work, roofing, shoveling, or painting. Carpenters, electricians, and plumbers are always needed.

Agriculture

Depending on the time of year and our crops, groups are able to assist in harvesting our crops. This includes picking congo beans and nuts. Your team will also visit goat land, have the potential to help with the livestock, and plant trees for families in our preschool.

Evangelism

We believe that all types of services have built-in opportunities for evangelism. On our Sylvain campus we have created a space for team members to walk, pray, and nourish their hearts. Our Path of Light welcomes individuals to take in the words and invitations of the different prayer benches along the path, providing opportunity to pray for yourself and the community, so that you may grow in faith and peace.

Through the help of our Spiritual Shepherds (chaplains), we strive to be the hands and feet of Jesus Christ. Our Spiritual Shepherds on staff go throughout the surrounding communities helping us identify at risk families and guiding those they meet. Teams may have the opportunity to do a home visit or two with the chaplains, blessing the selected families with prayer and food.

Medical Assistance

We work with our staff nurse to perform health checks through our Love in Action initiative. It is possible you may help with these checks, such as collecting height and weight data. Teams can also help deliver mobility carts. These carts bring independence to those who cannot walk, allowing them to become active members of their communities.

Feeding Programs/Food Distribution

We manage the feedings at our Mil Jou program, which focuses on 0-2 year old development. You can participate in these feedings if desired. We also will do a blessing of food to families in the communities we serve, and your teams will participate in these distributions.



Extra Experiences

While in Haiti there are several experiences we offer to help broaden your view of Haiti. These experiences allow you to see other facets of Haiti. We encourage teams to participate in these activities as they help contribute to Haiti's important tourist industry and local economies.

NOTE: All trip experiences below are subject to travel restrictions.

The Citadelle and San-Souci Palace Full Day | \$50/person

The Citadelle Laferrière or, simply the Citadelle (English: Citadel), is a large mountaintop fortress in northern Haiti, located approximately 17 miles south of the city of Cap-Haïtien. Built between 1805 and 1820, it still houses its original cannons and structure, and has spectacular views. It was designated by the UNESCO as a World Heritage Site. The mountaintop fortress is an important part of Haitian history and has become an icon of Haiti.

Participants will see much of Haiti, traveling through very beautiful remote areas, experiencing local villages, with a stop in Don Don for breakfast. When you arrive at the Citadelle, you will have a guided tour of both sites. For those who cannot make the steep 40-min climb to the Citadelle from the Palace, horses are available to transport you.



Climb Mount Pignon - 3 Hours total

A free activity, climbing Mount Pignon gives you a birds-eye view of Pignon and is a great team bonding experience. Many teams enjoy a time of fellowship on top of the mountain, watching the sunrise together. An early morning start is recommended.



Bassin Zim Waterfall and Caves Half Day | \$40/person

This little known natural treasure is a beautiful spot to visit. Five miles from Hinche, the waterfall and caves are accessible easily via paths, with participants able to wet their feet in the water below the falls.



Other experiences

There are many other experiences available for groups to participate in. You can easily talk to our staff in Haiti to see what is available.

Packing List

To bring for yourself:

- Passport and carrier
- Copy of Passport in suitcase
- Cash \$100-\$200 (no torn bills)
- Flashlight with extra batteries
- Camera, cell phone, charger, batteries
- Bible
- Journal/Pens
- Anti-malarial medication
- Imodium for traveler's diarrhea
- Personal Medications as needed: aspirin, ibuprofen, anti-itch cream, neosporin, band-aids
- Any prescription medications
- Toiletries – toothbrush and paste, soap/shampoo
- Feminine products
- Water bottle with covered spout
- Pack of hand wipes (wet ones) or travel size hand sanitizer
- Fanny pack/backpack/sling bag
- Flip flops for shower
- Reading book
- Extra pair of glasses/contacts
- Sunglasses
- Visor, cap, or bandana
- Gloves for mountain climbing/projects
- Painting clothes
- Socks/underwear
- T-shirts – (no tank tops or sleeveless)
- Sweatshirt/Jacket (MFI and nights can be chilly)
- Shorts (mid-thigh or longer, especially for girls)
- Women – skirt to wear to church – knee length
- Men – collared shirt, pants and dress shoes for church

If hiking mountain: long sleeved shirt and long pants (lightweight – you will not want to be hiking in blue jeans and a sweatshirt due to temperatures. But you will want your skin covered from the brush as these have been known to cause rashes.)

We do not supply any allergy reaction relief or preventatives: i.e. EPI Pens, inhalers, etc.

Team Supplies:

These items are needed for some of your meals while in Haiti – ONLY quantities listed are needed – not needed for each individual!

- 2 large jars of peanut butter
- 1 squeeze bottle of jelly
- COMPLETE pancake mix (approximately 2 boxes per 15 team members)
- Parmesan cheese
- 2 medium-sized jars of Kraft mayo

10 used pillow cases - used as bags for food distribution

Optional to share with your team:

- Candy
- Granola bars
- Jerky/Slim Jims
- Tea bags
- Propel/Gatorade powdered mix, or flavor packs for water
- Cards or games

Optional Gifts

Optional gifts to be strategically shared by MH4H/Supplies to be used by MH4H

Health Products: DO NOT MARK AS MEDICAL!

We highly recommend bringing the following gifts any time of the year:

- Children's gummy/chewable multivitamins (**medium sized bottles**)
- Small bottles of hand sanitizer
- Ibuprofen/Acetaminophen

For Trips in January/February:

- Backpacks
- Frisbees
- Neosporin
- Pink school erasers
- Set of twin sheets
- Toothbrushes/toothpaste
- Baby toys

For trips in March/April/October:

- Jump ropes/bubbles
- Hydrocortisone/Anti-itch cream
- Safety pins
- Sticky tack
- Towel sets
- Bar soap
- Toddler toys
- Envelopes Sizes C6 (4X6) and #10

For trips in May/June/November:

- Children's liquid vitamin D 400 IU/ml
- Frisbees
- Scotch tape/painters tape/masking tape
- Notebooks
- Soccer balls – please note 1 “indestructible soccer ball” outlasts many regular soccer balls due to the cactus and rocks.
- Ball pumps AND needles

For trips in July/August/December:

- Caps/hats
- Matchbox cars/small toys
- Anti-fungal cream – Lotrimin
- Pencils/Pens/Crayons/Colored Pencils

For trips in September:

- Construction Paper
- Dum-Dums (suckers)
- Clorox cleaning wipes – 2 packages
- Fingernail polish
- Post-it notes
- Paper clips/rubber bands
- White out
- Stapler and staples
- Dry erase markers – colors and wide eraser for whiteboard.
- Eraser for chalkboard

Things To Remember

Water

On our campus, the water that comes from the faucet is safe for drinking. Remember to fill a water bottle to take with you when outside the campus, as water outside of MH4H property is NOT safe for drinking.

Food

While in Haiti, it is best to eat only foods prepared by the mission staff. If you will be away from the prepared meals, bring a backpack and it would be best to eat such things as granola bars or dried fruit. Do not eat public foods unless OK'd with your team leader.

Dress Code

Please dress modestly while in Haiti. Because of cultural differences, it is generally not acceptable for foreigners to wear short shorts, tank tops, sleeveless tops or have bare midriffs. We require women to wear dresses, skirts, or longer shorts (at least mid-thigh) in public, with shoulders covered at all times. Skirts need to be near knee-length. Guys may wear shorts or pants, but must always have their shoulders covered as well. Guys please wear a nice collared shirt, pants, and dress shoes for church (and bring a tie if preaching). Bring one or two pairs of comfortable shoes, as you will walk a lot.

NOTE: Skirts are required for women and girls when attending church.

Begging and Gift Giving

While in Haiti you will observe, as well as experience, Haitians asking for money or gifts. How you respond to those requests significantly impacts the ongoing mission of Many Hands for Haiti in the area. It is important you **do NOT respond** to those requests by giving to those asking. This includes handing out free items such as toys to kids, candy, clothing, etc. We STRONGLY discourage all team members from handing out gifts of any kind to our Haitian neighbors. If you feel led to give gifts of any kind, please talk to one of the MH4H staff to find the best avenue for your gift.

Money & Valuables

The amount of money you bring will be dependent upon your desire to purchase souvenirs. Do not bring travelers checks. We recommend bringing \$100-\$200 in cash for souvenirs and emergency situations, Sunday offering, souvenirs, and cold drinks. We also have a safe at the guest house to secure money and passports. Bring 1's, 5's, and 10's with no rips in the bills. There may be opportunities to get pedicures or hair braided, which typically costs \$5.

Things To Remember

Laundry

Laundry is included in your per diem. It is all done by hand, so understand it will be more worn than when you first arrived.

Conservation of all resources

In order to conserve resources while on our campus in Haiti we ask you follow these guidelines:

- Electricity – turn off fans and lights as you leave rooms.
- Showers – keep your showers short to conserve our water supply
- Flushing – if it's yellow, let it mellow.....if it's brown, flush it down.
- Please place toilet paper in wastebaskets in the stalls - do not flush toilet paper

Visitor Policy on Campus

The guest house is limited to team members and authorized MH4H staff. All visitors must be approved by security/MH4H staff. Approved visitors are welcome in the Equipping Center and the Gazebo.

Blog Writing

Here at Many Hands for Haiti we are excited for you to experience Haiti and everything God has for you during this trip. We would love for you to share those experiences with your family and friends through our Facebook blog posts! We ask each team to write a total of four to six blogs while you are here. Two to three of those can be in the form of a picture gallery with captions. Two to three of those can be a written blog. You can take turns with this or pair up in teams.

You can write about an encounter you had, your thoughts about the day, or you could share what God has been speaking to you. The only limit is your imagination. We realize that writing a blog can be nerve-racking and that's ok! Here are a few questions you can use to stir your thoughts. These questions are meant NOT to limit you, but rather to guide your thinking as you process this new culture you are entering.

Example Questions

If you are struggling to decide what to write about for your blog entry, use the following questions as an inspiration to get you started:

1. How different would your childhood have been if your family had lived in Haiti?
2. Does Jesus work in the same way in people's hearts in Haiti as in America?
3. To what lengths would you go if your children were starving?
4. Who did you encounter today that made an impression?
5. Where did you see love today?
6. How did you help a Haitian today? How did a Haitian help you today?
7. Share a misconception, misunderstanding, or incorrect stereotype you identified while in Haiti. How could that be communicated better to others?
8. What is one objective you have for yourself in the next year after having this experience?
9. Did you encounter something today that made you feel uncomfortable? What did you do about it?
10. What is unique about the Haitian way of living?

Creole Language

<i>God Bless You</i>	Bondye Beni Ou	<i>Child</i>	Ti moun
<i>God is Good</i>	Bondye Bon	<i>Enough</i>	Ase
<i>Good morning</i>	Bonjou	<i>Church</i>	Legliz
<i>Good afternoon/evening</i>	Bonswa	<i>Where?</i>	Ki kote
<i>Good night</i>	Bon Nwit	<i>Food</i>	Manje
<i>Goodbye</i>	Orevwa	<i>Hungry</i>	Grangou
<i>Have a good day</i>	Pase yon bon joune	<i>The rice is good</i>	Diri a bon anpil
<i>See you later</i>	Na we pita	<i>Good job</i>	Bon travay
<i>Please</i>	Tanpri	<i>Goat</i>	Kabwit
<i>Thanks</i>	Mesi	<i>Dog</i>	Chen
<i>You are welcome</i>	Padekwa	<i>Chicken</i>	Poul
<i>What is your name?</i>	Kijan ou rele?	<i>Donkey</i>	Bouwik
<i>What is your name?</i>	Koman ou rele?	<i>Horse</i>	Cheval
<i>My name is</i>	Mwen rele	<i>Work</i>	Travay
<i>How about you? And you?</i>	E ou menm?	<i>Hammer</i>	Mato
<i>How are you?</i>	Kijan ou ye?	<i>Cement</i>	Siman
<i>How are you?</i>	Koman ou ye?	<i>Water</i>	Dlo
<i>I am fine</i>	Mwen byen	<i>Shovel</i>	Pel
<i>I am sorry</i>	Mwen regret sa	<i>Bucket</i>	Bokit
<i>I am glad to see you</i>	Mwen kontan we ou	<i>Sand</i>	Sab
<i>I don't speak Creole</i>	Mwen pa pale kreol	<i>How much?</i>	Konbyen
<i>Where is the toilet?</i>	Ki Kote twalet	<i>Yes/No</i>	Wi/Non
<i>Please speak slowly</i>	Pale Dousma tanpri	<i>I will miss you</i>	Mwen manke ou
<i>I will pray for you</i>	Mwen va priye pou ou	<i>What's happening?</i>	Sak pase?
<i>No problem</i>	M' pa gen pwoblem	<i>Not Much</i>	N'ap Boule
<i>Excuse me please</i>	Eskize-m-silvouple	<i>Don't touch</i>	Pa Touchè
<i>How is it Going</i>	Como sa va?	<i>Right</i>	Adwat
<i>It's going well</i>	Sa va byen	<i>Left</i>	Agoch
<i>Not so bad</i>	Pa pi mal	<i>Fast</i>	Rapid
<i>Happy</i>	Kontan	<i>Slow</i>	Dousma
<i>Let's Go</i>	N'ale		
<i>Everybody works</i>	Tout moun travay		

“A mind that is stretched by a new experience can never go back to its old dimensions”

Oliver Wendell Holmes Jr.

Cultural Differences

No matter where you travel, there are cultural differences that can help open our eyes to the unique ways God's people live. Haiti is no exception. Here are some of these differences from an American perspective:

Americans focus on productivity, Haitian focus on mutual respect and relationship.

- American's get right down to business, Haitians take time to develop the relationship and hold business conversations for the very end.
- It's rude to ask for directions, or anything else, without first taking the time to greet someone, even if you don't know them.

Americans focus on the future, Haitians typically focus on today.

Americans focus on the clock, Haitians focus on the event.

Americans prioritize authenticity over appearance, Haitian prioritize appearance over authenticity.

- Americans will come to church in very casual attire, Haitians wear their best.
- Americans don't care what is on their feet, Haitians will shine their shoes the day before church, and wipe them again before entering the church building.

American will lie to shame someone, Haitians will lie to not shame someone.

Americans think about the future and how to make things better, Haitians think about today and how to meet basic needs.

- Americans have the luxury (time, wealth, opportunity) to think about the future, Haitians do not and therefore focus on fighting to survive today.
- Americans are always trying to make things better, Haitians will make due with what they have.
- Americans are crippled when they don't have the resources they desire, Haitians find a way to continue.

Americans trust their fellow man, Haitians typically distrust those they don't know, especially government authorities and institutions who have burned them in the past.

Americans are emotionally reserved, often misinterpreted as cold disinterest, Haitians are passionate, emotionally demonstrative and expressive, often misinterpreted as anger.

Americans think EVERYTHING is natural (science, flesh, earthly), Haitians think everything is supernatural (divine, spiritual).

- American will assume someone with mental illness has a chemical imbalance, Haitians will assume they are demon possessed.
- Americans pray little and Haitians pray a lot.

Americans de-emphasize immediate and extended family. Haitians emphasize immediate and extended family.

American's emphasize the individual, Haitians focus on community.

- Americans take care of themselves, Haitians take care of everyone in their sphere of influence

American children are expressive and involved, Haitian children are to be seen but not heard.

Americans value order, control, structure, Haitians do not.

Americans value form (aesthetics), Haitians value function.

It's not weird, it's just different.

Travel Information

You will need the following in order to fill out your customs and immigration paperwork the day you travel to Haiti

Address:

National Route 3

Pignon, Haiti

In-Haiti phone numbers:

Cell: 011-509-4445-5385 (Primary)

Cell: 011-509-4722-8544 (Secondary)

Email: cgabhart@mh4h.org

Contact Information

Laura Nicholson - Short-Term Trip Lead

Point of contact for trip details and organization

Cell: 641-660-1049

Email: lnicholson@mh4h.org

Marcena Schwab - Short-Term Trip Planning

Point of contact for reservations and financials

Cell: 641-780-2200

Email: mschwab@mh4h.org

Many Hands for Haiti

Phone: 641-629-6633

Email: info@mh4h.org

SAMPLE IMMIGRATION FORM

- Your Last Name →
- Your First Name →
- Your Date of Birth with DAY first, then MONTH, then YEAR, (not how Americans typically write dates) →
- Your Gender →
- Your Country of Birth ("USA" not "American") →
- Your Nationality ("USA" not "American") →
- Your Passport Number →
- The airline abbreviation and flight number →
- Leave this blank →
- Your home address →
- Address where we will stay while in Haiti: →
 - Street: National Route 3
 - City: Pignon
 - Telephone: 509-4445-5385

Also fill out the bottom. Agent will tear this off and give it back to you. We will need this when we leave the country, so keep this with your passport

FORMULAIRE POUR PASSEPORT ETRANGER

REPUBLICQUE D'HAITI

MINISTRE DE L'INTERIEUR ET DES COLLECTIVITES TERRITORIALES

DIRECTION DE L'IMMIGRATION ET DE L'EMIGRATION

Formulaire d'Arrivée / Départ

Bienvenue en Haiti

Rouler ce formulaire en catégories d'entrants. Los aktepi yo dwe gen idantite a defay: entansyon date a pasapò.

FORM FOR FOREIGN PASSPORT

REPUBLIC OF HAITI

MINISTRE DE L'INTERIEUR ET DES COLLECTIVITES TERRITORIALES

DIRECTION OF IMMIGRATION AND EMIGRATION

Form of Arrival / Departure

Welcome to Haiti

Fill it in Form in color (pink). Information must meet data in your passport.

Arrivée / Arrival M02261945

1. Nom / Last name

2. Prénom(s) / First name(s)

3. Date de naissance (JJMM/AAAA) / Date of birth (DDMMYYYY)

4. Sexe / Sex
 Male / Masculin Female / Féminin

5. Pays de naissance / Country of birth

6. Nationalité / Nationality

7. Numéro de passeport / Passport number

8. Port d'entrée / Port of entry
 Air Sea Terre / Land

9. Numéro de Transporteur / Carrier number

10. But du voyage / Travel purpose
 Affaires / Business Vacances / Recreation Autre / Other


11. Type et Numéro de l'autorisation d'entrée (si nécessaire) / Type and number of entry authorization (if required)
 Visa Permis Séjour

12. Adresse de résidence / Residence address
 Rue / Street
 Ville / City
 Pays / Country

14. Adresse en Haïti / Address in Haiti
 Rue / Street
 Ville / City
 Téléphone / Phone

Utilisation officielle / Official Use

Signature / Signature



Départ / Departure M02261945

1. Nom / Last name

2. Prénom(s) / First name(s)

3. Date de naissance (JJMM/AAAA) / Date of birth (DDMMYYYY)

4. Sexe / Sex
 Male / Masculin Female / Féminin

5. Pays de naissance / Country of birth


6. Nationalité / Nationality

7. Numéro de passeport / Passport number

8. Port d'entrée / Port of entry
 Air Sea Terre / Land

Signature / Signature

Conservez ce document: Il se en non detra-til laj de vòtre objè. Présew this document: You must preserv it when you leave Haiti.



SAMPLE CUSTOMS FORM



WELCOME TO HAITI
MINISTRY OF ECONOMY AND FINANCE
CUSTOMS GENERAL ADMINISTRATION
CUSTOMS DECLARATION

Each passenger arriving in Haiti must fill this form according to the disposition of article 98 of the customs Code. (One declaration per Family)

Address in Haiti:

Street: National Route 3

Town: Pignon

Last Name	First Name	Initial(s)	D	M	Y
			Date of Birth		
Address in Haiti (street and Number)			Passport Number		
Town			Nationality		
Address in country of residence (street and Number)			Country of residence		
City	State of Province	Postal Code	Length of stay (visitor)		
Arriving by: <input type="checkbox"/> Sea <input type="checkbox"/> Ground <input checked="" type="checkbox"/> Air					
Number of Family Members traveling with you: _____			Company	Flight Number	
Purpose of trip			<input checked="" type="checkbox"/> Pleasure <input type="checkbox"/> Business		
Do you have any merchandise to declare? (See warning)			<input type="checkbox"/> Yes <input checked="" type="checkbox"/> No		
Are you carrying cash or monetary instruments equivalent or superior to Gdes 400,000.00?			<input type="checkbox"/> Yes <input checked="" type="checkbox"/> No		
Are you in possession of meat, plants, agricultural products, live animals, pharmaceutical products, cigarettes, cigars, alcoholic beverages?			<input type="checkbox"/> Yes <input checked="" type="checkbox"/> No		
If you answered yes to one or more questions, please fill out the table below					
QUANTITY	DESCRIPTION	VALUE			
I certify that my declaration is correct.		Total			
Signature of traveler			D	M	Y
			Date of travel		

WARNING

I- Following article 98 of the customs code, all travelers benefit from a Gdes 2,500.00 Franchise... Merchandise which are obviously not usual baggage, whose importance is over the admitted tolerance or those of which the importation with commercial intent is obvious will be imposed.

Following the special dispositions of the law on customs tariff (FDSA) this privilege can only be given once during the same year.

II- All transfers of funds, bonds or assets abroad or coming from abroad for an amount of more than four hundred thousands gourdes (HTG 400,000.00) or the equivalent in American currency of ten thousands dollars (USD 10,000.00) must be made by or via a credit agency or an authorized financial institution, in application of articles 2.1.2, 2.1.3 February 21st, 2001 law dealing with assets laundering coming illicit drug traffic and other serious offenses.

THIS SPACE IS RESERVED FOR ADMINISTRATION	
AGENT	CHEF DE POSTE
ACF592H1 (2007-02)	

Many Hands for Haiti Covenant

Please carefully read the following pages.

IMPACT trips to Haiti bring two very different cultures into contact for a short and intense period of time. Remember, cross-cultural relationships are complicated and prone to misunderstandings. How you conduct yourself while in country can have a profound impact – for good or bad – to the ongoing mission work being done. We ask everyone to read and understand these guidelines and work under them while serving with us.

Guidelines for Helping Well

When in Haiti, many will beg from others that are more fortunate than themselves. You will find yourself in this situation a lot. You will be asked to give. Understand this from the beginning: It is ESSENTIAL that you adhere to the following rules about giving. If even one person breaks them, it spreads an unhealthy behavior through the entire community and undermines the work being done.

- If you choose to bring items to give away, team leaders will collect these items and distribute them properly, most likely when you are not present.
- Please do not give out ANY money unless you coordinate it with the host leader.
- Travelers may not pay rent or finance home construction for anyone without the approval and supervision of mission staff.
- There are areas on all campuses where only travelers and staff are permitted. Please do not invite Haitians into these areas and be respectful of those who live there full time.
- We do not facilitate people being supported outside of our programs. We cannot guarantee that money given to individuals outside the programs is being used in the way you intended. People on the street may ask you to finance them for tests, schooling, or supplies. Many of these people already have benefactors or they may not need the money for school at all. There are several individuals within our programs that do need support, and we ask that you work through our organization to support them properly.

- We are trying to build the connection between “work equals payment,” not “who you know equals payment.” It is unfair to the Haitian working all day and making \$5 when another person has an “American Friend” who will give them \$20 just because he or she asked. Soon they develop lots of \$20 friends and do not work at all. Understand, we are trying to help and not undermine their ability to provide without begging.

Personal Conduct

Carry yourself in a way that honors Christ and offers a positive witness to the Haitian people.

- Be enthusiastic, positive, and supportive of group members and team leaders.
- Avoid conflict or criticism of each other, group leaders, and staff.
- Loud, obnoxious, and foul language sends a bad message about our witness and is not accepted in the culture.
- Never go anywhere alone. Always use the buddy system. Don’t go outside of the campus without your team.

Relationships

We are working in close quarters and often experience intense emotions together, so the chance for romance is elevated. But remember, you are coming to Haiti to serve God, not make a love connection. Dating is proactively forbidden during the duration of your trip. Do not pursue romantic relationships with team members, team leaders, mission staff or Haitians you meet. It complicates the work to be done and distracts from building relationships in the communities we serve. Violators will not be accepted back for future trips and may be subject to early dismissal at their cost.

Campus Living and Guidelines

- Use of alcohol, tobacco or vaping products are not allowed.
- Guys are not permitted in the girls’ area and girls are not permitted in the guys’ area on the mission compound.
- Electricity and water on campus is limited, so please be respectful of these resources.
- Keep your personal area clean at all times. You will be in close quarters with others, so be respectful.
- All passports and the card you receive from Haiti customs need to be collected by the group leader and placed in the mission safe. You will have access to those items every day if needed.

- We will most likely have devotions in the morning and at night. These are mandatory.
- DO NOT ADD FACEBOOK FRIENDS AND DO NOT GIVE OUT YOUR EMAIL ADDRESSES, PHONE NUMBERS, OR MAILING ADDRESSES to individuals, unless you are prepared for your information to be shared with all of their friends.
- If someone asks you for something of yours, do not say “Maybe” or “We will see.” This often means “Yes” in their eyes and they are only going to pursue it harder later in the week. We strongly discourage any personal give-aways, as previously discussed.
- Internet and telephone access at the mission campus is for host staff only, except in cases of emergency. Internet access in Haiti is limited and expensive, so please leave your laptop computer at home. We know this is hard, but we have found it to be a blessing for those that do. A communication will go out to loved ones at home letting them know you have arrived safely.

Lines We Do Not Want to Cross

When visiting Haiti, it is natural to feel affection for the people with whom you are building relationships. But remember, you are coming as a part of Many Hands for Haiti and now are a part of a delicate and complex community that existed before you came and will continue to exist after you leave. To protect the community and make sure every group is contributing to the mission's ministry, we require all group member and leaders to abide by this agreement concerning relationships. Failure to abide by the agreement may forfeit future trips with the mission.

Adoption and Hosting

As a member of a Many Hands for Haiti IMPACT trip, you understand that:

- MH4H does not adopt children from any orphanages. We will not facilitate adoption that takes children out of Haiti. If this is the intent of the trip, this should not be done with MH4H.
- Visitors are in no way permitted to attempt to bring Haitians to the United States, even for "visits" or future "schooling". This is a complicated and risky endeavor. More importantly, it can encourage greedy attitudes toward Americans. The mission exists to reach Haitian communities for Christ, not to facilitate travel to the United States.

SHORT-TERM MISSIONS SOCIAL MEDIA GUIDELINES

Adapted and expanded from *Helping Without Hurting in Short-Term Missions*,
by Steve Corbett and Brian Fikkert (Moody Publishers).



We live in a culture where every latte, sunset, or family gathering is fair game for a photo-op and social media post. But we have to be aware of how our love for photography and social media can play out on a short-term mission trip.

Reflect on the following guidelines to ensure that your photography and social media use affirms the dignity of low-income people:

1. GIVE YOURSELF BOUNDARIES:

When we enter another community, we need to set boundaries to help us remember that we are guests. The stories we hear and the scenes we see aren't ours to share with the rest of the world by default. We have to respect the dignity and privacy of the people we encounter. That means we should operate deliberately and willingly by a different set of rules in our photography and social media than we use at home.

2. RESPECT YOUR HOSTS:

Before your trip, ask your hosts about their preferences and policies for social media and photography. Some hosts may ask you to refrain from all social media use, while others may

request that you don't post or photograph certain events. In particular, hosts in closed countries or areas experiencing hostility toward Christians may request that you don't post or photograph anything at all. Submit to whatever guidelines and policies they provide, and enforce them with your team while on the field.

3. AVOID SPECTACLE MODE:

When entering low-income communities, if not careful, our use of photography and social media can be exploitive. We can unintentionally act as tourists, capturing and consuming the materially poor's images and stories as if they were a show to be observed. This dynamic dishonors the image of God in low-income people, and can contribute to feelings of shame and powerlessness that they might already feel.

4. BE PRESENT:

Even if your host allows social media, consider taking a break during your trip. Be fully present with those around you, and be aware of the Holy Spirit's movement. You will learn more, engage more deeply, and bless the people you visit more fully if you set aside the urge to document your experience for an online audience. You can share about your trip when you return. While on the field, simply be.

5. HONOR CERTAIN SPACES:

Don't post or photograph during worship services or when in people's homes. Put all devices away during those times, ensuring that you don't distract yourself or others from entering into worship and fellowship together. Further, pulling out a phone or camera in church might be seen as rude or sacrilegious. Similarly, when in people's homes, focus all your attention on engaging with them.

6. DO UNTO OTHERS:

Before photographing or posting, ask yourself how you would feel if your roles were reversed: How would you feel if people drove down the street photographing your daughter or niece without your permission? What if they then posted the images on Instagram? How would you feel if your son or nephew randomly appeared on a church's facebook cover image? Pause before shooting or posting, considering whether you are "doing unto others" well. Ask permission before posting pictures of or with people, and be extremely cautious of posting pictures of or with children.

7. AVOID THE SAVIOR SYNDROME:

Does what you are posting imply that you are saving people who are poor? Does it paint you as the hero and them as the helpless victim? Does it establish a provider-receiver dynamic where you have the answer to their poverty? Be especially careful of cliché phrases like "the least of these" or "bringing light and hope" in your posts. Use any social media updates to highlight the dignity of the community and what God is already doing over the long haul, rather than elevating your own role and impact.

8. TELL THE WHOLE STORY:

Do the pictures or posts you are crafting tell the whole story about the community? Are they highlighting the beautiful and redemptive things God is doing in a community, or only the heavy and painful brokenness of poverty? Don't reduce low-income people or communities to a caricature of desperation, but also don't ignore the reality of poverty. Avoid statements like, "They have absolutely nothing," or, "They are so happy all the time." You wouldn't like your life and identity reduced to a single slice of your wide spectrum of experiences. Don't do it to others!

9. DELAY YOUR POSTS:

Mentally running your posts through these filters requires diligence and hard work. It takes effort to retrain our brains to consider others' realities in our social media use, especially when in low-income communities. If you are unsure about a draft post, walk away from it for a half an hour and then look at it again. Or, consider showing your draft to other team members to see if it strikes them as appropriate and dignity affirming. Ultimately, if in doubt, don't post.

10. SHARE WHAT YOU LEARN:

There is a place for sharing what you experience on a short-term mission trip. When crafted with the above guidelines in mind, social media and photography can be a powerful way to advocate for the work and community you visited—especially after you return home. You have an opportunity to share with your friends what you learned during your trip, encouraging and challenging your peers to engage in the work God is doing in the world.